




25 400m Freestyle Women Final

Official




Total

Rank	Competitor	Age	Club	RT	PTS	Result
1	Eri... Fairweat...	21		0.81		3:57.88 Entry: 4:13.47 -15.59
	25m: 13.17 50m: 27.41 (14.24) 75m: 42.06 (14.65) 100m: 56.75 (14.69) 125m: 1:11.70 (14.95) 150m: 1:26.59 (14.89) 175m: 1:41.58 (14.99) 200m: 1:56.57 (14.99) 225m: 2:11.64 (15.07) 250m: 2:26.71 (15.07) 275m: 2:41.88 (15.17) 300m: 2:57.11 (15.23) 325m: 3:12.35 (15.24) 350m: 3:27.76 (15.41) 375m: 3:43.14 (15.38) 400m: 3:57.88 (14.74)					
2	Caitlin Deans	25		0.78		4:00.13 Entry: 4:05.49 -5.36
	25m: 13.56 50m: 27.99 (14.43) 75m: 42.79 (14.80) 100m: 57.49 (14.70) 125m: 1:12.42 (14.93) 150m: 1:27.38 (14.96) 175m: 1:42.52 (15.14) 200m: 1:57.64 (15.12) 225m: 2:13.09 (15.45) 250m: 2:28.42 (15.33) 275m: 2:43.83 (15.41) 300m: 2:59.24 (15.41) 325m: 3:14.68 (15.44) 350m: 3:30.00 (15.32) 375m: 3:45.29 (15.29) 400m: 4:00.13 (14.84)					
3	Emilia Finer	20		0.75		4:13.61 Entry: 4:18.60 -4.99
	25m: 14.23 50m: 29.71 (15.48) 75m: 45.65 (15.94) 100m: 1:01.59 (15.94) 125m: 1:17.68 (16.09) 150m: 1:33.84 (16.16) 175m: 1:50.10 (16.26) 200m: 2:06.34 (16.24) 225m: 2:22.59 (16.25) 250m: 2:38.76 (16.17) 275m: 2:54.97 (16.21) 300m: 3:11.24 (16.27) 325m: 3:27.39 (16.15) 350m: 3:43.54 (16.15) 375m: 3:59.22 (15.68) 400m: 4:13.61 (14.39)					
4	Olivia Emmett	17		0.77		4:13.82 Entry: 4:17.91 -4.09
	25m: 13.52 50m: 28.57 (15.05) 75m: 44.07 (15.50) 100m: 59.90 (15.83) 125m: 1:15.78 (15.88) 150m: 1:31.98 (16.20) 175m: 1:48.36 (16.38) 200m: 2:05.02 (16.66) 225m: 2:21.31 (16.29) 250m: 2:37.71 (16.40) 275m: 2:54.11 (16.40) 300m: 3:10.41 (16.30) 325m: 3:26.60 (16.19) 350m: 3:42.64 (16.04) 375m: 3:58.65 (16.01) 400m: 4:13.82 (15.17)					
5	Hanna Abdou	18		0.81		4:22.74 Entry: 4:19.89 +2.85
	25m: 14.23 50m: 29.91 (15.68) 75m: 46.18 (16.27) 100m: 1:02.62 (16.44) 125m: 1:18.87 (16.25) 150m: 1:35.31 (16.44) 175m: 1:51.57 (16.26) 200m: 2:08.10 (16.53) 225m: 2:24.62 (16.52) 250m: 2:41.54 (16.92) 275m: 2:58.32 (16.78) 300m: 3:15.51 (17.19) 325m: 3:32.63 (17.12) 350m: 3:49.83 (17.20) 375m: 4:06.77 (16.94) 400m: 4:22.74 (15.97)					
6	Jemma Apps (V)	18		0.79		4:22.79 Entry: 4:19.05 +3.74
	25m: 14.06 50m: 29.19 (15.13) 75m: 44.97 (15.78) 100m: 1:00.99 (16.02) 125m: 1:17.36 (16.37) 150m: 1:33.83 (16.47) 175m: 1:50.51 (16.68) 200m: 2:07.23 (16.72) 225m: 2:24.01 (16.78) 250m: 2:40.78 (16.77) 275m: 2:57.77 (16.99) 300m: 3:14.77 (17.00) 325m: 3:31.96 (17.19) 350m: 3:49.27 (17.31) 375m: 4:06.43 (17.16) 400m: 4:22.79 (16.36)					
7	Holli Macdonald	18		0.78		4:25.04 Entry: 4:22.96 +2.08
	25m: 14.44 50m: 30.14 (15.70) 75m: 46.46 (16.32) 100m: 1:02.95 (16.49) 125m: 1:19.64 (16.69) 150m: 1:36.17 (16.53) 175m: 1:53.00 (16.83) 200m: 2:09.85 (16.85) 225m: 2:26.98 (17.13) 250m: 2:44.31 (17.33) 275m: 3:01.59 (17.28) 300m: 3:18.62 (17.03) 325m: 3:35.51 (16.89) 350m: 3:52.46 (16.95) 375m: 4:09.17 (16.71) 400m: 4:25.04 (15.87)					
8	Isobella Davoren	17		0.80		4:25.72 Entry: 4:25.71 +0.01
	25m: 14.37 50m: 30.20 (15.83) 75m: 46.33 (16.13) 100m: 1:02.93 (16.60) 125m: 1:19.33 (16.40) 150m: 1:36.18 (16.85) 175m: 1:52.79 (16.61) 200m: 2:09.82 (17.03) 225m: 2:26.45 (16.63) 250m: 2:43.69 (17.24) 275m: 3:00.57 (16.88) 300m: 3:17.92 (17.35) 325m: 3:34.93 (17.01) 350m: 3:52.30 (17.37) 375m: 4:09.20 (16.90) 400m: 4:25.72 (16.52)					
9	Del... Thomps...	14		0.72		4:26.01 Entry: 4:22.64 +3.37
	25m: 14.03 50m: 29.25 (15.22) 75m: 45.03 (15.78) 100m: 1:01.02 (15.99) 125m: 1:17.55 (16.53) 150m: 1:34.11 (16.56) 175m: 1:51.02 (16.91) 200m: 2:07.95 (16.93) 225m: 2:25.18 (17.23) 250m: 2:42.68 (17.50) 275m: 3:00.15 (17.47) 300m: 3:17.73 (17.58) 325m: 3:35.39 (17.66) 350m: 3:52.99 (17.60) 375m: 4:10.06 (17.07) 400m: 4:26.01 (15.95)					
10	Olivia Bates	17		0.78		4:27.16 Entry: 4:24.81 +2.35
	25m: 14.27 50m: 30.17 (15.90) 75m: 46.38 (16.21) 100m: 1:03.12 (16.74) 125m: 1:19.77 (16.65) 150m: 1:36.75 (16.98) 175m: 1:53.42 (16.67) 200m: 2:10.57 (17.15) 225m: 2:27.51 (16.94) 250m: 2:44.95 (17.44) 275m: 3:02.00 (17.05) 300m: 3:19.43 (17.43) 325m: 3:36.47 (17.04) 350m: 3:53.89 (17.42) 375m: 4:10.78 (16.89) 400m: 4:27.16 (16.38)					
11	Deo... Videau...	16		0.80		4:24.68 Entry: 4:25.11 -0.43
	25m: 14.22 50m: 30.13 (15.91) 75m: 46.68 (16.55) 100m: 1:03.32 (16.64) 125m: 1:20.12 (16.80) 150m: 1:37.11 (16.99) 175m: 1:53.95 (16.84) 200m: 2:10.94 (16.99) 225m: 2:27.66 (16.72) 250m: 2:44.55 (16.89) 275m: 3:01.43 (16.88) 300m: 3:18.32 (16.89) 325m: 3:35.16 (16.84) 350m: 3:51.80 (16.64) 375m: 4:08.56 (16.76) 400m: 4:24.68 (16.12)					
12	Kezia Buissinne	17		0.80		4:26.09 Entry: 4:27.85 -1.76
	25m: 14.08 50m: 29.94 (15.86) 75m: 46.19 (16.25) 100m: 1:02.85 (16.66) 125m: 1:19.51 (16.66) 150m: 1:36.41 (16.90) 175m: 1:53.17 (16.76) 200m: 2:10.19 (17.02) 225m: 2:27.34 (17.15) 250m: 2:44.59 (17.25) 275m: 3:01.62 (17.03) 300m: 3:18.87 (17.25) 325m: 3:35.98 (17.11) 350m: 3:53.14 (17.16) 375m: 4:09.97 (16.83) 400m: 4:26.09 (16.12)					
13	Maia Adams	21		0.73		4:26.41 Entry: 4:26.79 -0.38
	25m: 14.02 50m: 29.66 (15.64) 75m: 46.00 (16.34) 100m: 1:02.58 (16.58) 125m: 1:19.42 (16.84) 150m: 1:36.31 (16.89) 175m: 1:53.61 (17.30) 200m: 2:10.75 (17.14) 225m: 2:28.02 (17.27) 250m: 2:45.09 (17.07) 275m: 3:02.41 (17.32) 300m: 3:19.58 (17.17) 325m: 3:36.53 (16.95) 350m: 3:53.68 (17.15) 375m: 4:10.46 (16.78) 400m: 4:26.41 (15.95)					
14	Abby Davidson	19		0.73		4:27.66 Entry: 4:29.16 -1.50
	25m: 13.95 50m: 30.21 (16.26) 75m: 46.76 (16.55) 100m: 1:03.52 (16.76) 125m: 1:20.44 (16.92) 150m: 1:37.40 (16.96)					




175m: 1:54.40 (17.00) 200m: 2:11.45 (17.05) 225m: 2:28.43 (16.98) 250m: 2:45.26 (16.83) 275m: 3:02.07 (16.81)
300m: 3:19.04 (16.97) 325m: 3:36.01 (16.97) 350m: 3:53.02 (17.01) 375m: 4:10.17 (17.15) 400m: 4:27.66 (17.49)

15  **Charlotte Aburn**  **17**  **0.78** **4:28.98**
Entry: 4:30.89 **-1.91**




25m: 14.01 50m: 29.97 (15.96) 75m: 46.61 (16.64) 100m: 1:03.45 (16.84) 125m: 1:20.34 (16.89) 150m: 1:37.50 (17.16)
175m: 1:54.56 (17.06) 200m: 2:11.94 (17.38) 225m: 2:29.32 (17.38) 250m: 2:46.77 (17.45) 275m: 3:04.07 (17.30)
300m: 3:21.50 (17.43) 325m: 3:38.63 (17.13) 350m: 3:55.84 (17.21) 375m: 4:12.50 (16.66) 400m: 4:28.98 (16.48)

16  **Shae Jackson**  **17**  **0.77** **4:29.55**
Entry: 4:30.16 **-0.61**




25m: 14.63 50m: 30.81 (16.18) 75m: 47.09 (16.28) 100m: 1:03.62 (16.53) 125m: 1:20.17 (16.55) 150m: 1:37.20 (17.03)
175m: 1:54.18 (16.98) 200m: 2:11.58 (17.40) 225m: 2:28.82 (17.24) 250m: 2:46.49 (17.67) 275m: 3:04.00 (17.51)
300m: 3:20.79 (16.79) 325m: 3:38.14 (17.35) 350m: 3:55.41 (17.27) 375m: 4:13.04 (17.63) 400m: 4:29.55 (16.51)

17  **Ali... Dingwall ...**  **18**  **0.69** **4:29.58**
Entry: 4:26.31 **+3.27**




25m: 14.17 50m: 29.70 (15.53) 75m: 45.81 (16.11) 100m: 1:02.26 (16.45) 125m: 1:18.96 (16.70) 150m: 1:35.85 (16.89)
175m: 1:52.83 (16.98) 200m: 2:09.92 (17.09) 225m: 2:27.07 (17.15) 250m: 2:44.37 (17.30) 275m: 3:01.69 (17.32)
300m: 3:19.25 (17.56) 325m: 3:36.92 (17.67) 350m: 3:54.74 (17.82) 375m: 4:12.52 (17.78) 400m: 4:29.58 (17.06)

18  **Indiana Riley**  **17**  **Hamilton Aquatics** **0.78** **4:29.90**
Entry: 4:28.27 **+1.63**




25m: 14.22 50m: 30.20 (15.98) 75m: 46.49 (16.29) 100m: 1:03.27 (16.78) 125m: 1:20.21 (16.94) 150m: 1:37.64 (17.43)
175m: 1:54.63 (16.99) 200m: 2:12.03 (17.40) 225m: 2:29.41 (17.38) 250m: 2:46.81 (17.40) 275m: 3:04.09 (17.28)
300m: 3:21.71 (17.62) 325m: 3:38.91 (17.20) 350m: 3:56.24 (17.33) 375m: 4:13.37 (17.13) 400m: 4:29.90 (16.53)

19  **Macy Hains**  **17**  **0.80** **4:31.07**
Entry: 4:30.61 **+0.46**




25m: 14.20 50m: 30.45 (16.25) 75m: 46.86 (16.41) 100m: 1:03.79 (16.93) 125m: 1:20.59 (16.80) 150m: 1:37.83 (17.24)
175m: 1:54.86 (17.03) 200m: 2:12.45 (17.59) 225m: 2:29.82 (17.37) 250m: 2:47.27 (17.45) 275m: 3:04.57 (17.30)
300m: 3:22.11 (17.54) 325m: 3:39.38 (17.27) 350m: 3:57.00 (17.62) 375m: 4:14.14 (17.14) 400m: 4:31.07 (16.93)

20  **Alexis Buisinne**  **17**  **0.79** **4:32.72**
Entry: 4:30.02 **+2.70**




25m: 14.20 50m: 29.95 (15.75) 75m: 46.49 (16.54) 100m: 1:03.35 (16.86) 125m: 1:20.34 (16.99) 150m: 1:37.61 (17.27)
175m: 1:54.80 (17.19) 200m: 2:12.18 (17.38) 225m: 2:29.58 (17.40) 250m: 2:47.20 (17.62) 275m: 3:04.76 (17.56)
300m: 3:22.43 (17.67) 325m: 3:39.73 (17.30) 350m: 3:57.54 (17.81) 375m: 4:15.41 (17.87) 400m: 4:32.72 (17.31)

21  **Ka... Tweedie...**  **17**  **0.64** **4:27.88**
Entry: 4:34.61 **-6.73**




25m: 14.17 50m: 30.16 (15.99) 75m: 46.69 (16.53) 100m: 1:03.38 (16.69) 125m: 1:19.94 (16.56) 150m: 1:36.74 (16.80)
175m: 1:53.50 (16.76) 200m: 2:10.56 (17.06) 225m: 2:27.74 (17.18) 250m: 2:44.93 (17.19) 275m: 3:02.27 (17.34)
300m: 3:19.67 (17.40) 325m: 3:37.00 (17.33) 350m: 3:54.25 (17.25) 375m: 4:11.45 (17.20) 400m: 4:27.88 (16.43)

22  **Sadie Percy**  **15**  **0.87** **4:29.94**
Entry: 4:32.21 **-2.27**




25m: 14.91 50m: 31.36 (16.45) 75m: 48.18 (16.82) 100m: 1:05.05 (16.87) 125m: 1:22.07 (17.02) 150m: 1:39.27 (17.20)
175m: 1:56.48 (17.21) 200m: 2:13.91 (17.43) 225m: 2:31.33 (17.42) 250m: 2:48.52 (17.19) 275m: 3:05.69 (17.17)
300m: 3:22.69 (17.00) 325m: 3:39.82 (17.13) 350m: 3:57.21 (17.39) 375m: 4:14.36 (17.15) 400m: 4:29.94 (15.58)

23  **Paige Conley**  **16**  **0.75** **4:30.83**
Entry: 4:32.43 **-1.60**




25m: 14.53 50m: 30.16 (15.63) 75m: 47.37 (17.21) 100m: 1:04.49 (17.12) 125m: 1:21.84 (17.35) 150m: 1:38.88 (17.04)
175m: 1:56.28 (17.40) 200m: 2:13.69 (17.41) 225m: 2:31.01 (17.32) 250m: 2:48.36 (17.35) 275m: 3:05.74 (17.38)
300m: 3:23.23 (17.49) 325m: 3:40.29 (17.06) 350m: 3:57.88 (17.59) 375m: 4:14.81 (16.93) 400m: 4:30.83 (16.02)

24  **Annalise Miller**  **13**  **0.76** **4:31.06**
Entry: 4:32.44 **-1.38**




25m: 14.46 50m: 30.88 (16.42) 75m: 47.22 (16.34) 100m: 1:04.01 (16.79) 125m: 1:21.26 (17.25) 150m: 1:38.61 (17.35)
175m: 1:55.89 (17.28) 200m: 2:13.33 (17.44) 225m: 2:30.85 (17.52) 250m: 2:48.33 (17.48) 275m: 3:05.78 (17.45)
300m: 3:23.27 (17.49) 325m: 3:40.67 (17.40) 350m: 3:57.97 (17.30) 375m: 4:15.13 (17.16) 400m: 4:31.06 (15.93)

25  **Ma... McDon...**  **15**  **0.80** **4:31.39**
Entry: 4:35.34 **-3.95**




25m: 15.19 50m: 31.72 (16.53) 75m: 48.45 (16.73) 100m: 1:05.28 (16.83) 125m: 1:22.48 (17.20) 150m: 1:40.11 (17.63)
175m: 1:57.56 (17.45) 200m: 2:14.69 (17.13) 225m: 2:31.87 (17.18) 250m: 2:49.03 (17.16) 275m: 3:06.26 (17.23)
300m: 3:23.34 (17.08) 325m: 3:40.58 (17.24) 350m: 3:57.60 (17.02) 375m: 4:14.83 (17.23) 400m: 4:31.39 (16.56)

26  **Tessa Scott**  **16**  **0.79** **4:34.04**
Entry: 4:36.31 **-2.27**




25m: 14.20 50m: 30.54 (16.34) 75m: 47.36 (16.82) 100m: 1:04.61 (17.25) 125m: 1:21.71 (17.10) 150m: 1:39.22 (17.51)
175m: 1:56.51 (17.29) 200m: 2:14.02 (17.51) 225m: 2:31.36 (17.34) 250m: 2:49.17 (17.81) 275m: 3:06.63 (17.46)
300m: 3:24.71 (18.08) 325m: 3:42.36 (17.65) 350m: 4:00.09 (17.73) 375m: 4:17.29 (17.20) 400m: 4:34.04 (16.75)

27  **Rio Sasamoto**  **17**  **0.71** **4:35.37**
Entry: 4:36.31 **-0.94**

25m: 15.14 50m: 32.12 (16.98) 75m: 49.19 (17.07) 100m: 1:06.35 (17.16) 125m: 1:23.29 (16.94) 150m: 1:40.69 (17.40)
175m: 1:57.81 (17.12) 200m: 2:15.26 (17.45) 225m: 2:32.44 (17.18) 250m: 2:49.90 (17.46) 275m: 3:07.29 (17.39)
300m: 3:24.86 (17.57) 325m: 3:42.58 (17.72) 350m: 4:00.78 (18.20) 375m: 4:18.42 (17.64) 400m: 4:35.37 (16.95)

28  **Indy Leeds**  **14**  **0.80** **4:38.19**
Entry: 4:34.76 **+3.43**

25m: 14.85 50m: 31.17 (16.32) 75m: 47.73 (16.56) 100m: 1:04.82 (17.09) 125m: 1:22.12 (17.30) 150m: 1:39.78 (17.66)
175m: 1:57.61 (17.83) 200m: 2:15.46 (17.85) 225m: 2:33.34 (17.88) 250m: 2:51.30 (17.96) 275m: 3:09.33 (18.03)
300m: 3:27.51 (18.18) 325m: 3:45.41 (17.90) 350m: 4:03.51 (18.10) 375m: 4:21.38 (17.87) 400m: 4:38.19 (16.81)

29  **Scout Carter**  **17**  **0.73** **4:38.96**
Entry: 4:35.20 **+3.76**

25m: 15.01 50m: 31.38 (16.37) 75m: 48.20 (16.82) 100m: 1:05.12 (16.92) 125m: 1:22.45 (17.33) 150m: 1:40.03 (17.58)
175m: 1:57.86 (17.83) 200m: 2:15.60 (17.74) 225m: 2:33.58 (17.98) 250m: 2:51.54 (17.96) 275m: 3:09.72 (18.18)

300m: 3:27.74 (18.02) 325m: 3:45.86 (18.12) 350m: 4:03.82 (17.96) 375m: 4:21.66 (17.84) 400m: 4:38.96 (17.30)

30

 Elsie Turrell

15



0.83

4:56.04
Entry: 4:35.80 **+20.24**

25m: 15.47 50m: 32.39 (16.92) 75m: 50.02 (17.63) 100m: 1:08.06 (18.04) 125m: 1:26.49 (18.43) 150m: 1:45.10 (18.61)
175m: 2:04.05 (18.95) 200m: 2:23.02 (18.97) 225m: 2:42.02 (19.00) 250m: 3:01.04 (19.02) 275m: 3:20.15 (19.11)
300m: 3:39.34 (19.19) 325m: 3:58.83 (19.49) 350m: 4:18.55 (19.72) 375m: 4:37.91 (19.36) 400m: 4:56.04 (18.13)